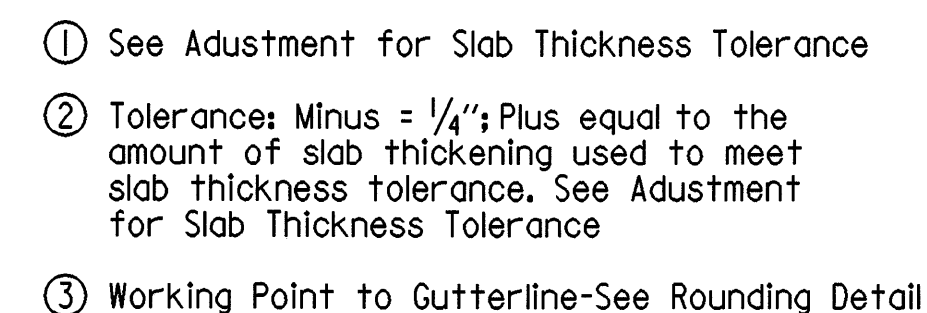
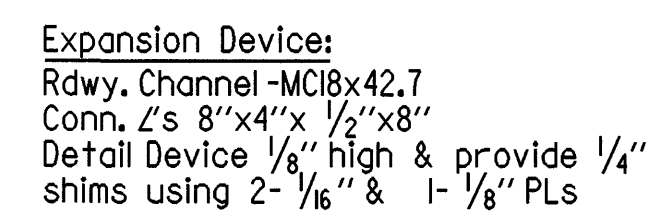


①	06978 - 305' UNIT - 46120
---	---------------------------

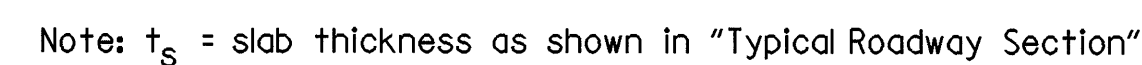
NOTE: At the Contractor's option, two straight epoxy coated #5 bars may be substituted for bar S502E. Payment for reinforcing will be based on the weight of bar S502E.



Looking Ahead  
Scale:  $\frac{1}{2}'' = 1'-0''$



Looking Ahead  
Scale:  $\frac{1}{2}'' = 1'-0''$



### ADJUSTMENT FOR SLAB AND HAUNCH THICKNESS TOLERANCE

No Scale



No Scale



No Scale

Note: Bolts in diaphragm connections shall be properly installed and tightened in accordance with Subsection 807.71 of the Standard Specifications.

Tolerances shown are applicable only when removable deck forming is used. See Std. Dwg. no. 14991 for tolerances when permanent steel deck forms are used.



LITTLE ROCK, ARK.

DRAWN BY: KDH      DATE: 3-11-03      FILENAME: B110387.SI  
 CHECKED BY: BVA      DATE: 7-22-03      SCALE: AS NOTED  
 DESIGNED BY: MAH      DATE: March 03  
 BRIDGE NO. 06978      DRAWING NO. 46120